

HOW DOES STRATA™ FIT YOUR NEEDS?

Ease of assembly

It's so easy, installation by Evans is not required. Dealers can do the assembly themselves. If needed clients can assemble their own console or change the room layout on their own.

Ease of reconfiguration

Strata product is re-configurable in many ways, by the dealer or the client, with minimal additional parts.

Modularity

Flexibility is maximized with five basic modular components that combine to create many configurations.

Upper and lower levels of Strata are independent

Strata lower tiers and upper tiers do not have to be the same length. For example, a 72" (180 cm) desktop module may be topped by a 48" (120 cm) single-high tier. Also, a single-high module can straddle two lower modules.

Several versions available

Desktop and single-high modules are currently available in both full-depth and reduced-depth.

Double-high modules, both full-depth and reduced-depth, will be available in future phases of the Strata product.

Product can change from full-depth to reduced-depth and vice-versa, at any point in time.

Selection of corners

Corners are available in a selection of 15°, 22.5°, 30° and 45°. Reverse corners will be available in future phases of Strata.

Flat shipping

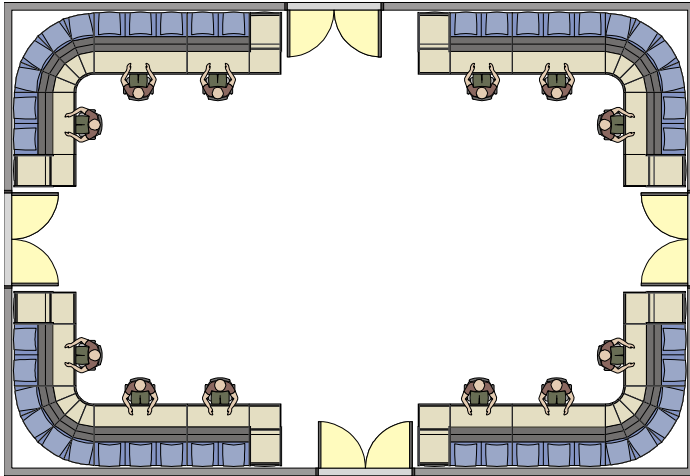
Strata's modularity allows Evans to ship the product in a "knock-down" condition, flat packed on pallets. The resulting savings in packing and shipping costs are then passed on to the customer.

WHAT DOES THE EVANS NAME STAND FOR ?

Reliability. Experience. People. Technology.

Founded in 1980, Evans has built an international reputation for reliable project management, innovative product design and superior quality workmanship through more than 4,500 high-profile installations worldwide. Regarded as the industry leader by clients and competition, Evans brings together the finest in trading desks, consoles, audiovisual solutions and control room products.

CONFIGURATION POSSIBILITIES: ONE ROOM...SAME SET OF PARTS, THREE LAYOUTS

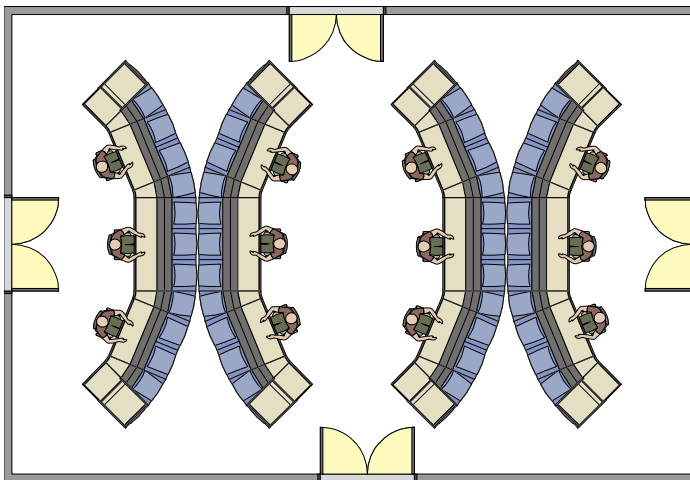


Room

- ❑ 30' X 44' (9 m X 13.2 m) and four double doors

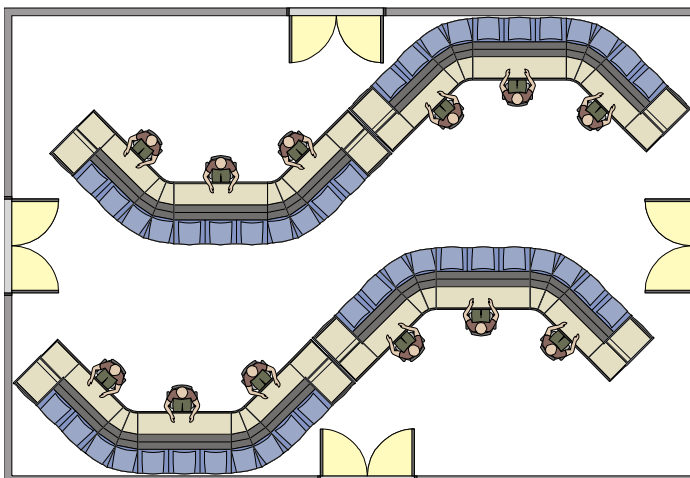
Content

- ❑ 4- 72" (180 cm) module
- ❑ 8- 48" (120 cm) modules
- ❑ 8 - 24" (60 cm) desktop modules
- ❑ 16 corners
- ❑ 12 operators

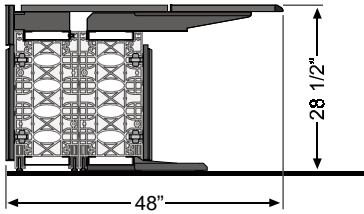


Benefits

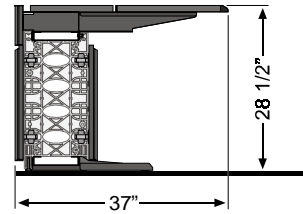
- *So many possible layouts, your imagination is the only limit.*
- *Our expert staff can help you with creating new layout possibilities.*
- *Our advanced computer program lets you see your layouts immediately.*
- *Change the layout at any time in the future to accommodate your staff and, or, your technology changes.*
- *Great economy - No need to buy new units to change the room around.*



SECTIONS - DESKTOP

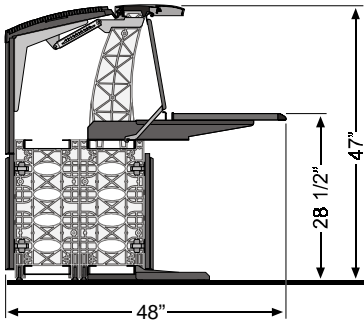


- ❑ **Desktop Section - Full Depth - Processor Sizes**
Max. 22.25"D X 17.50"W X 19.75"H - Fixed
Max. 17.75"D X 16"W X 19.25"H - Slide-out
Max. 17.75"D X 8.5"W X 19.5"H - Swing-out

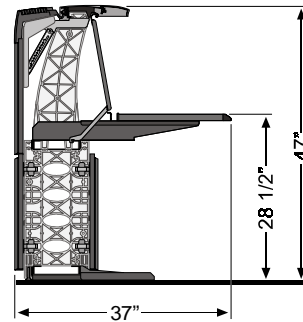


- ❑ **Desktop Section - Reduced Depth - Processor Sizes**
Max. 18.5"D X 11.25"W X 19.75"H - Fixed
Max. 17.75"D X 8.5"W X 19.25"H - Slide-out
Max. 17.75"D X 8.5"W X 19.5"H - Swing-out

SECTIONS - SINGLE HIGH

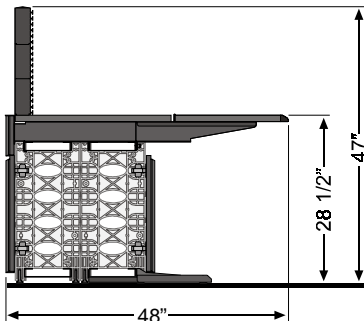


- ❑ **Single High Section - Full Depth - Processor Sizes**
Max. 22.25"D X 17.50"W X 19.75"H - Fixed
Max. 17.75"D X 16"W X 19.25"H - Slide-out
Max. 17.75"D X 8.5"W X 19.5"H - Swing-out

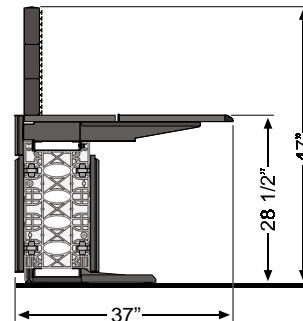


- ❑ **Single High Section - Reduced Depth - Processor Sizes**
Max. 18.5"D X 11.25"W X 19.75"H - Fixed
Max. 17.75"D X 8.5"W X 19.25"H - Slide-out
Max. 17.75"D X 8.5"W X 19.5"H - Swing-out

SECTIONS - SLAT WALL

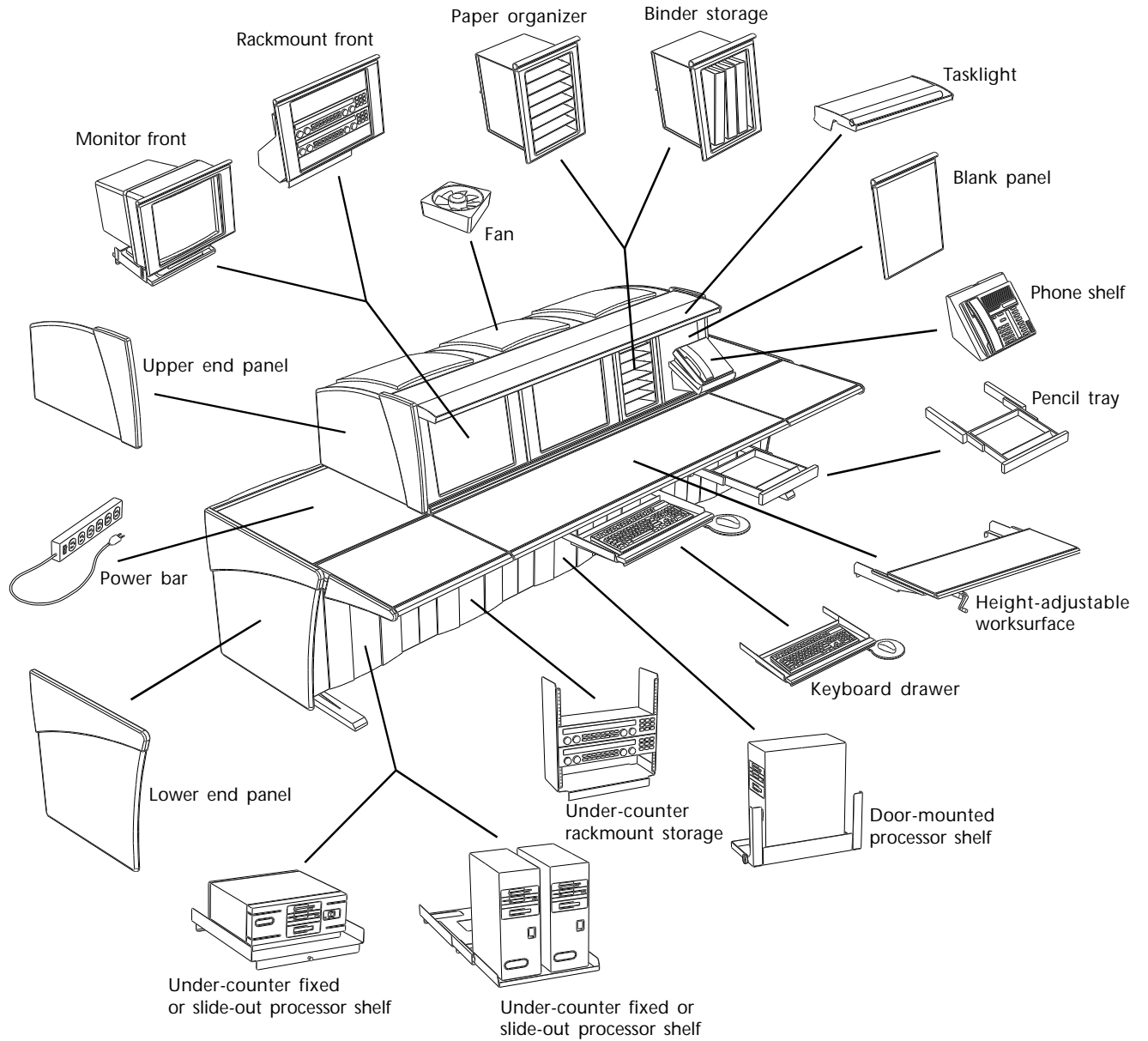


- ❑ **Slat Wall Section - Full Depth - Processor Sizes**
Max. 22.25"D X 17.50"W X 19.75"H - Fixed
Max. 17.75"D X 16"W X 19.25"H - Slide-out
Max. 17.75"D X 8.5"W X 19.5"H - Swing-out

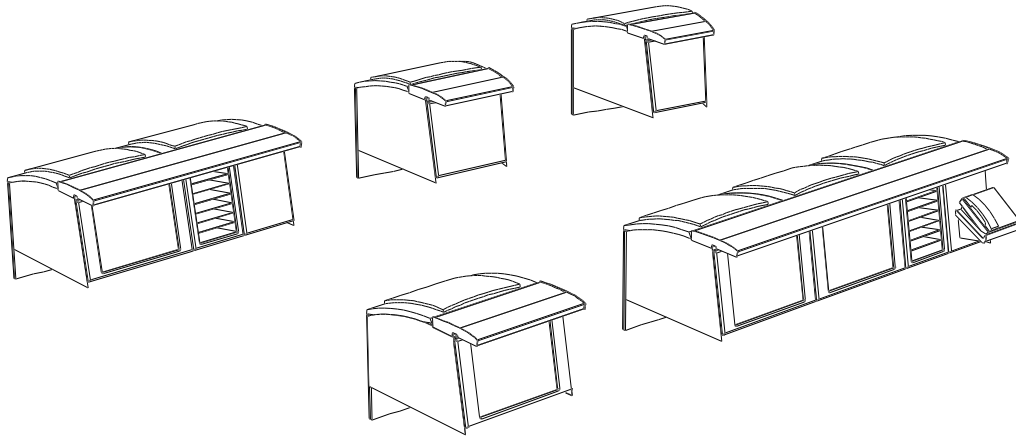


- ❑ **Slat Wall Section - Reduced Depth - Processor Sizes**
Max. 18.5"D X 11.25"W X 19.75"H - Fixed
Max. 17.75"D X 8.5"W X 19.25"H - Slide-out
Max. 17.75"D X 8.5"W X 19.5"H - Swing-out

BLOWOUT VIEW - STANDARD AND OPTIONAL COMPONENTS

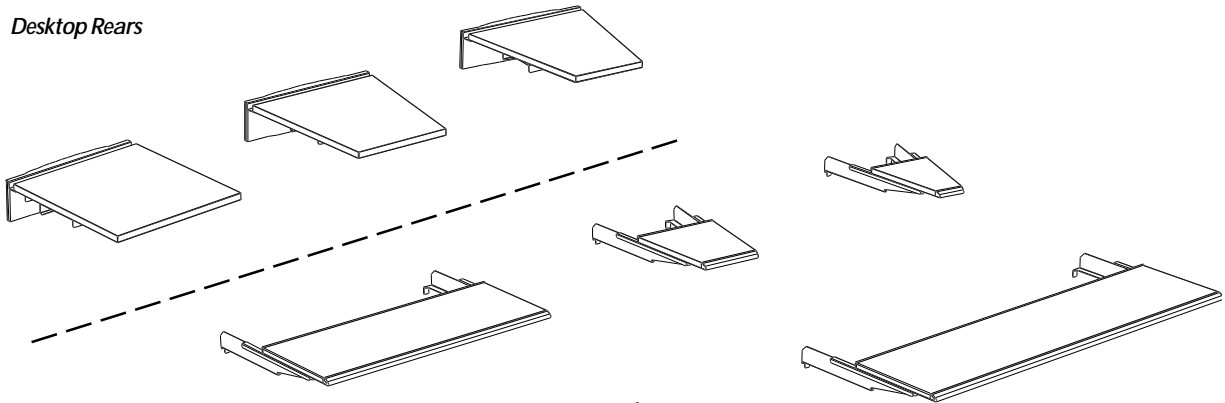


UPPER TIER COMPONENTS

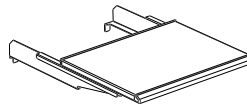


DESKTOP COMPONENTS

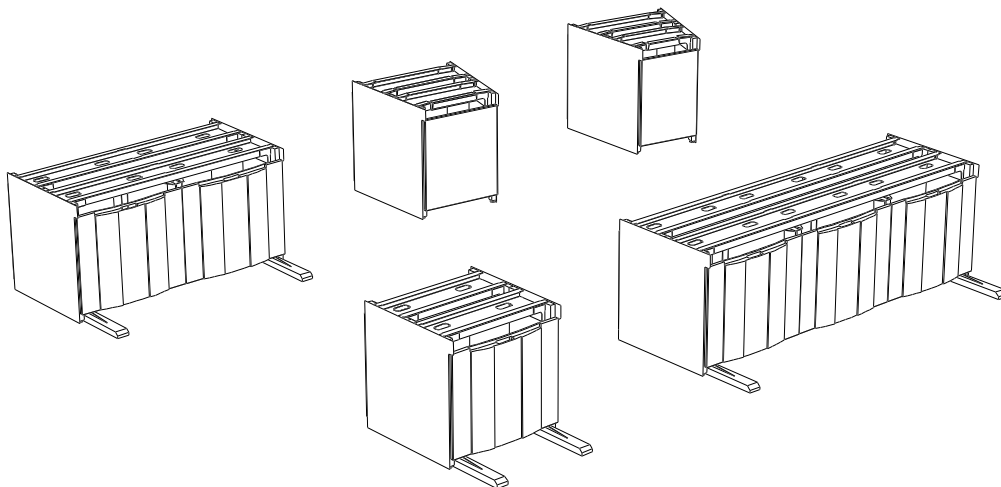
▣ Desktop Rears



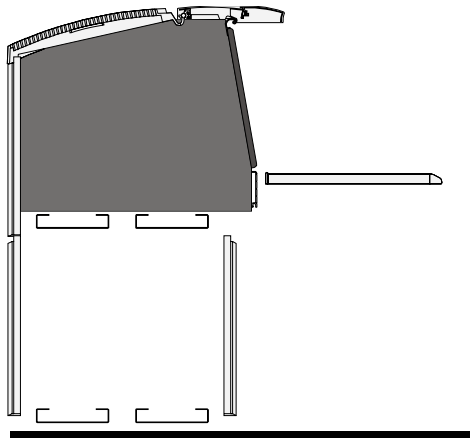
▣ Desktop Fronts



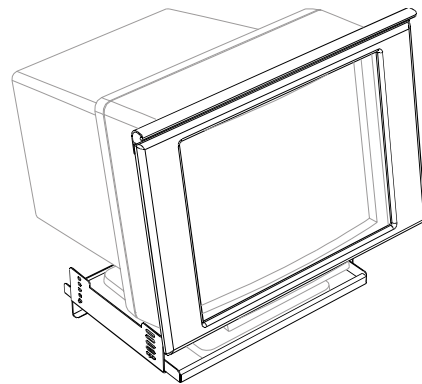
BASE COMPONENTS



EQUIPMENT FRONT KITS - 24" (600 mm)



Location of equipment fronts in upper tier

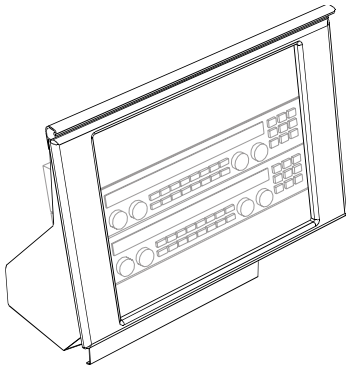


Part# 14556

\$ 308.33 USD

- ❑ **24" (600 mm) Front for Monitor (21" max.)**
 Size: 17.5"W X 13.5"H (437mm X 337mm)
 Computer room-specific optical glass
 Material: 5/8" (16 mm) wood panel


EQUIPMENT FRONT KITS - 24" (600 mm)



Part# 14569

\$ 241.67 USD

- ❑ **24" (600 mm) Front for Standard 19" Rackmount**
 Equipment front: 8 RU (14" - 350mm)
 Front material: 5/8" (16mm) wood panel
 Rackmount material: 14 gauge CRS

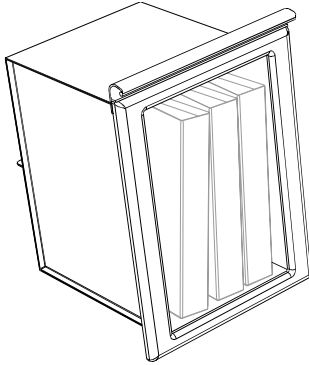


Part# 14563

\$ 100.00 USD

- ❑ **24" (600 mm) Blank Panel Kit**
 Material: 5/8" (16mm) wood panel
 Can be customized by client

EQUIPMENT FRONT KITS - 12" (300 mm)



Part# 14535

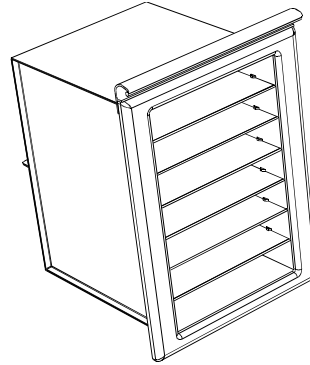
\$ 183.33 USD

❑ **12" (300 mm) Binder Storage Kit**

Material: 5/8" (16mm) painted MDF

Opening size: 8.88"(226mm) D X 13.5" (344mm) H

Can be converted into a Paper Organizer



Part# 14665

\$ 250.00 USD

❑ **12" (300 mm) Paper Organizer Kit**


Material: 5/8" (16mm) wood panel

6 sleeves - 18 gauge CRS - 1/16" (2mm)

Opening size: 8.88"(226mm) D X 13.5" (344mm) H

Can be converted into Binder Storage

EQUIPMENT FRONT KITS- 12" (300 mm)




Part# 14561

\$ 86.67 USD

❑ **12" (300 mm) Blank Panel Kit**

Material: 5/8" (16mm) wood panel

Can be customized by client



Part# 14549

\$ 175.00 USD

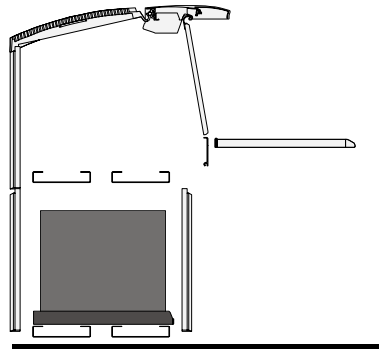
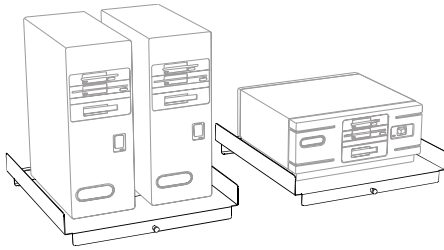
❑ **12" (300 mm) Telephone Mounting Kit**

Material: 5/8" (16mm) wood panel

16 gauge CRS sheet metal

Shelf size: 10.25" X 10.25" (256mm X 256mm)

UNDER-COUNTER PROCESSOR STORAGE - FIXED



Full depth version shown

❑ Processor Storage - Fixed Shelf

Material: 14 gauge CRS

Load capacity: 100 lbs

Finish: Powder-coated

Part# 14580

\$ 150.00 USD

❑ Full Depth - Maximum Processor Size

Maximum processor depth = 22.25 " (556mm)

Maximum processor width = 17.5" (437mm)

Maximum processor height: 19.75" (495mm)

Part# 14582

\$ 135.00 USD

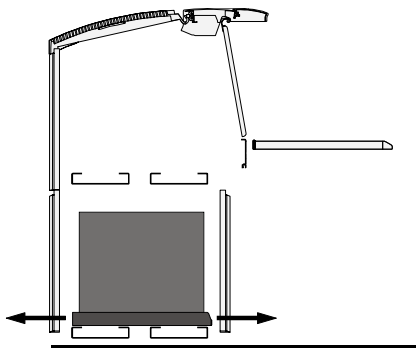
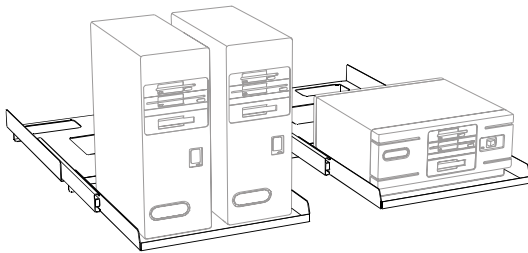
❑ Reduced Depth - Maximum Processor Size

Maximum processor depth = 18.5" (462mm)

Maximum processor width = 11.25" (225mm)

Maximum processor height = 19.75" (495mm)

UNDER-COUNTER PROCESSOR STORAGE - SLIDE-OUT



Full depth version shown

❑ Processor Storage - Slide-out Shelf

Material: 16 gauge CRS

Load capacity: 60 lbs

Finish: Powder-coated

Part# 14584

\$ 283.33 USD

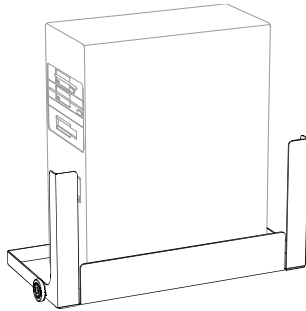
❑ Full Depth - Maximum Processor Size

Maximum processor depth = 17.75 " (444mm)

Maximum processor width = 16" (400mm)

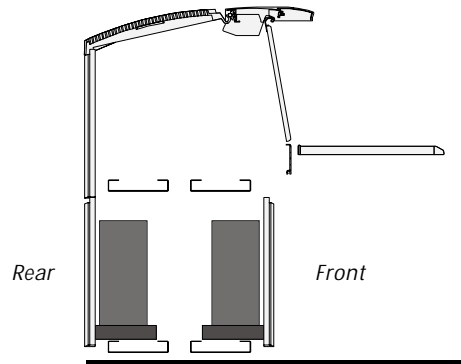
Maximum processor height = 19.25" (482mm)

UNDER-COUNTER PROCESSOR STORAGE - DOOR-MOUNTED



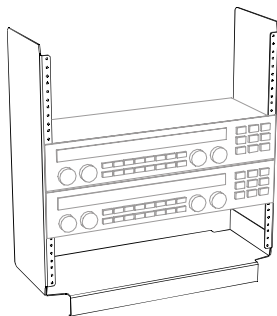
Part# 14586 \$ 158.33 USD

- ❑ **Under-counter Swing-out Processor Shelf**
- Material: 14 gauge CRS
- Load: 40 lbs capacity
- Finish: Powder-coated
- Maximum processor size: 17.75"D X 19.5"H X 8.5"W (444mm D X 487mm H X 213mm W)



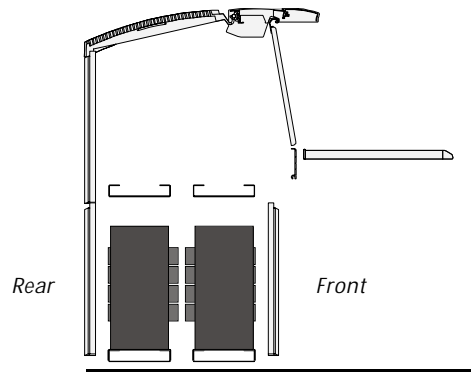
Full depth version shown
Same part fits either front or rear door

UNDER-COUNTER PROCESSOR STORAGE - RACKMOUNT



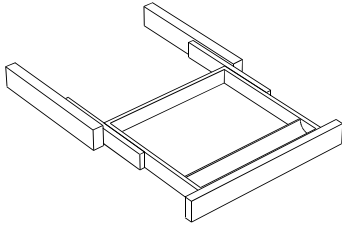
Part# 14574 \$ 241.67 USD

- ❑ **Under-counter Rackmount Storage**
- For 19" (475mm)
- Material: 14 gauge CRS
- Finish: Powder-coated
- 9 RU (15.75" - 400mm)
- Distance between rails for 4 pt rackmount (full depth) is 17.75" (400mm)



Full depth version shown
Same part fits either front or rear

UNDER-COUNTER PENCIL TRAY



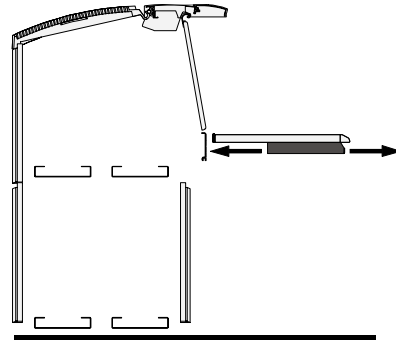
Part# 14589

\$ 150.00 USD

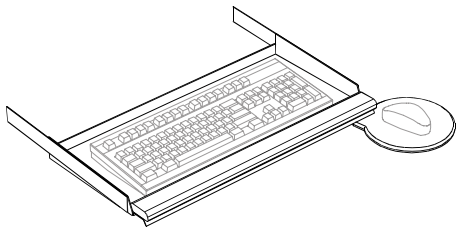
❑ **Under-counter Pencil Tray**

16.5"W X 16"D X 2.5H

(412mm W X 400mm D X 62mm H)



UNDER-COUNTER KEYBOARD DRAWER



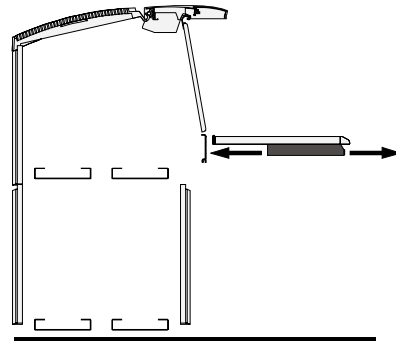
Part# 14590

\$ 208.33 USD

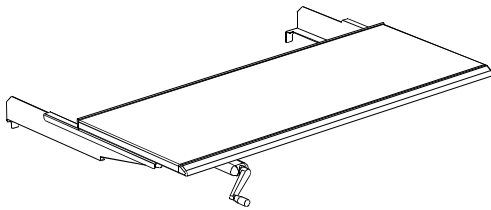
❑ **Under-counter Keyboard Drawer**

Mouse pad tablet

Integrated wrist pad



HEIGHT-ADJUSTABLE WORK SURFACE (Optional)



Part# 14748 (48")

\$ 1116.67 USD

Part# 14749 (72")

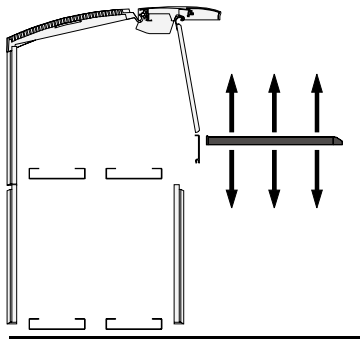
\$ 1200.00 USD

❑ **Height-adjustable Worksurface (optional)**

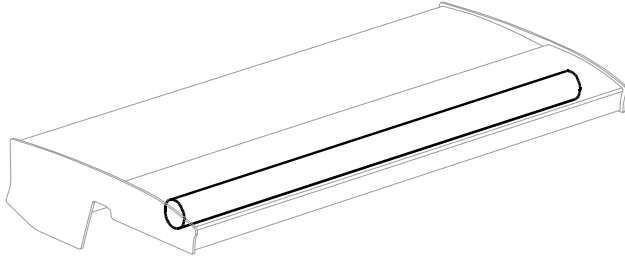
Load: Maximum 250 lbs per surface

Surface to floor distance: 26"-31" (650mm-750mm)

Manual hide-away crank



FLUORESCENT TASKLIGHT



❑ Bulb

Phillips T5 full spectrum fluorescent bulbs

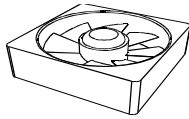
❑ Fixture Length

24" module (18" fixture) 12" long, 8 watt bulb
(600 mm module (450 mm fixture) 300 mm long)
48" module (35" fixture) 34" long, 21 watt bulb
(1200 mm module (875 mm fixture) 850 mm long)
72" module (58" fixture) 58" long, 35 watt bulb
(180 mm module (145 mm fixture) 145 mm long)

❑ Dimming

Mechanical shutter type
Dimming range of 20 to 60%

VENTILATION FAN



Part# 14588

\$ 110.00 USD

❑ Specifications

115V AC fan - 5W, 23 CFM, 27 dBA, UL, CSA

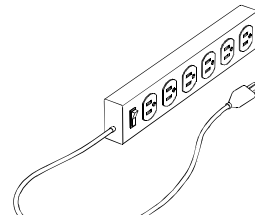
Part# 14741

\$ 110.00 USD

❑ Specifications

230V-240V AC fan - 5W, 23 CFM, 27 dBA, UL, CSA

POWER BAR



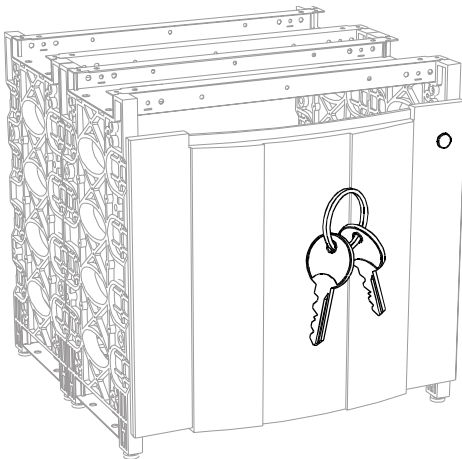
Part# 14592

\$ 65.00 USD

❑ Specifications

6 outlet suppression Strip. Rated: 15Amps - 125 VAC. UL listed. CSA certified. Surge protection: MOV. Clamping voltage: 400V

CONSOLE SECURITY



❑ Panel Locks

Lock-up your console doors and keep your equipment and information safe.

National Cabinet Lock

#8053 - 14A Keyed same # 415A

TECHNICAL SPECIFICATIONS

STRUCTURAL FRAME

Extrusions	Aluminum
Horizontal stringers	14-gauge C.R.S. powder-coated finish (black)
Vertical frames	Structural polymer (ABS)
Support arms	12-gauge C.R.S. powder-coated finish (black)
Support foot	10- and 12-gauge C.R.S. powder-coated finish (black)

MONITOR SHELF

Monitor Shelf	16-gauge C.R.S. – 100 lb load capacity. Powder-coated finish (black)
---------------	---

PROCESSOR SHELVES

Fixed shelves	14-gauge C.R.S. powder-coated finish (black)
Swing-out shelves	14-gauge C.R.S. powder-coated finish (black)
Slide-out shelves	16-gauge C.R.S. powder-coated finish (black)

WORKSURFACES

Fixed worksurface	1" (25 mm) core with HPL (high-pressure laminate) surface
Adjustable worksurface	1" (25 mm) core with HPL (high-pressure laminate) surface 5" (125 mm) vertical range Manual hide-away crank

PANELS

End panels	1" (25 mm) core with painted surface
Front corner panels	¾" (19 mm) and 1" (25 mm) core with painted surface
Vertical & top panels	Structural polymer

TASKLIGHT

Tasklight	Fluorescent T5 bulb with on/off switch Mechanical shutter-type dimming (20 – 60%) UL and cUL approved, CE approved
-----------	--

FAN

115V AC fan	5W, 23 CFM, 27 dBA, UL, CSA, VDE listed/approved
230V-240V AC fan	5W, 23 CFM, 27 dBA, UL, CSA, VDE listed/approved

WARRANTY AND QUALITY ASSURANCE

Evans stands behind its manufactured products with a comprehensive warranty.

Evans employs strict quality control procedures. Evans' products adhere to BIFMA and ANSI standards.